

BHAVIN PATEL
B.E. (Mech),
M.E. (Production)
Cost Accountant (FCMA)
Chartered Engineer, LLB
M Sc. Real Estate Valuation



BHAVIN R. PATEL,
Cost Accountant,
Valuer (Plant & Machinery),
Valuer (Land & Building),
Valuer (Securities & Financial Assets),
Chartered Engineer.

**Valuation Report
For
Issue
of
Equity Shares
of
KALANA ISPAT LIMITED**

CIN: L27104GJ2012PLC072306

**Prepared by:
Bhavin R Patel
(IBBI REGISTERED VALUER)
Registration No: IBBI/RV/05/2019/11668**

Contact Details

Bhavin R Patel

Cost Accountant, RV(SFA), Vauer (Land & Building), Valuer (Plant & Machinery), LLB, Chartered Engineer

**Office Address: 315, Phoenix Complex Nr Suraj Plaza Sayajigunj,
Vadodara-390020**



To,
The Board of Directors
KALANA ISPAT LIMITED
C 918 Venus Startum Nr Jhansi ki Rani, Nehrunagar,
Azad Society, Ahmedabad, , Gujarat, India, 380015

Date: 27.02.2026

Dear Sir,



Sub: Recommendation of price of Equity Shares of Company as per the provisions of Section 62 of Companies Act, 2013 readwith rules made thereunder and Regulation 164 and 166A of SEBI (Issue of Capital and Disclosure Requirements) Regulations.

We refer to the engagement dated 20th February, 2026, wherein **KALANA ISPAT LIMITED** ("Company") have requested me i.e. Bhavin R Patel, ("Valuer" or "me") to recommend fair value of **Equity Shares**.

We hereby enclose the Report on Valuation of Shares. The valuation is prepared in compliance with International Valuation Standards (IVS). The sole purpose of this report is to assist the Company to determine a price of Equity Shares for the purpose of Issuance of Equity Shares as per the provisions of Section 62 of Companies Act, 2013 readwith rules made thereunder and Regulation 164 and 166A of SEBI (Issue of Capital and Disclosure Requirements) Regulations.

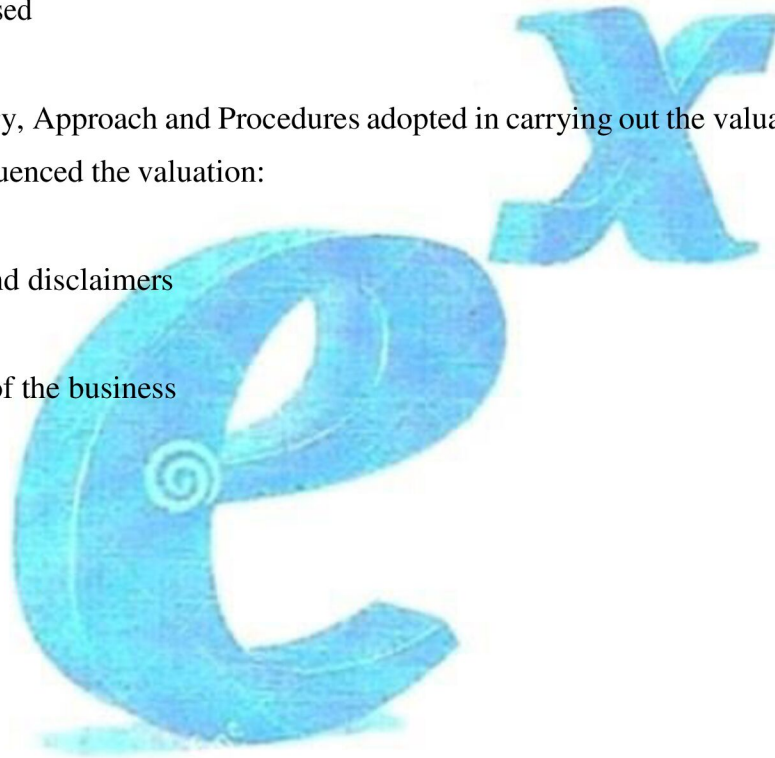
Based on the Scope and limitations of work, Sources of information and Valuation methodology of the report and the explanations therein, the total equity value of the Company is under: -

Name of the Company	M/s KALANA ISPAT LIMITED
Relevant Date	25.02.2026
Relative Value per share	22.35/-
Value per Share as per Regulation 164(1) of SEBI (Issue of Capital and Disclosure Requirements) Regulations	22.31/- (The Price of the Shares to be allotted shall not be less than this value, Ref: Regulation 164(1)).



Bhavin R Patel
Registered Valuer - Securities or Financial Assets
Registration No. IBBI/RV/05/2019/11668
UDIN: 263196922POQW15PIV

CONTENTS

1. Context and Purpose
2. Conditions and major assumptions
3. Background of the company and Industry
4. Background information of the asset being valued
5. Purpose of valuation and appointing authority
6. Identity of the valuer and any other experts involved in the valuation
7. Disclosure of valuer interest/conflict, if any:
8. Date of appointment, valuation date and date of report
9. Basis/ bases of value used
10. Valuation Standards
11. Valuation Methodology, Approach and Procedures adopted in carrying out the valuation
12. Major factors that influenced the valuation:
13. Source of Information
14. Caveats, limitations and disclaimers
15. Distribution of Report
16. Opinion on the value of the business



VALUATION ANALYSIS

We refer to our Engagement dated 20th February, 2026 confirming our appointment as independent valuer of **KALANA ISPAT LIMITED** (the “Company”). In the following paragraphs, we have summarized our Valuation Analysis (the “Analysis”) of the business of the Company as informed by the Management and detailed herein, together with the description of the methodologies used and limitations on our scope of work.

1. Context and Purpose

Based on discussion with the Management, we understand that the Company’s promoters are evaluating the possibility of **issuance of Equity Shares**. In this context, the Management requires our assistance in determining the fair value of equity shares of the Company.

2. Conditions and major Assumptions

Conditions

The historical financial information about the company presented in this report is included solely for the purpose to arrive at value conclusion presented in this report, and it should not be used by anyone to obtain credit or for any other unintended purpose. Because of the limited purpose as mentioned in the report, it may be incomplete and may contain departures from generally accepted accounting principles prevailing in the country. We have not audited, reviewed, or compiled the Financial Statements and express no assurance on them. The financial information about the company presented in this report includes normalization adjustments made solely for the purpose to arrive at value conclusions presented in this report.

This report is only to be used in its entirety, and for the purpose stated in the report. No third parties should rely on the information or data contained in this report without the advice of their lawyer, attorney or accountant.

We acknowledge that we have no present or contemplated financial interest in the Company. Our fees for this valuation are based upon our normal billing rates, and not contingent upon the results or the value of the business or in any other manner. We have no responsibility to modify this report for events and circumstances occurring subsequent to the date of this report.

We have, however, used conceptually sound and generally accepted methods, principles and procedures of valuation in determining the value estimate included in this report. The valuation analyst, by reason of performing this valuation and preparing this report, is not to be required to give expert testimony nor to be in attendance in court or at any government hearing with reference to the matters contained herein, unless prior arrangements have been made with the analyst regarding such additional engagement.



Assumptions

The opinion of value given in this report is based on information provided in part by the management of the Company and other sources as listed in the report. This information is assumed to be accurate and complete.

We have relied upon the representations contained in the public and other documents in our possession concerning the value and useful condition of all investments in securities or partnership interests, and any other assets or liabilities except as specifically stated to the contrary in this report. We have not attempted to confirm whether or not all assets of the business are free and clear of liens and encumbrances, or that the owner has good title to all the assets.

We have also assumed that the business will be operated prudently and that there are no unforeseen adverse changes in the economic conditions affecting the business, the market, or the industry. This report presumes that the management of the Company will maintain the character and integrity of the Company through any sale, reorganization or reduction of any owner's/manager's participation in the existing activities of the Company.

We have been informed by management that there are no environmental or toxic contamination problems, any significant lawsuits, or any other undisclosed contingent liabilities which may potentially affect the business, except as may be disclosed elsewhere in this report. We have assumed that no costs or expenses will be incurred in connection with such liabilities, except as explicitly stated in this report.



3. Background of the company and Industry

The Company was incorporated on 15th October, 2012 as KALANA ISPAT LIMITED. The Company's CIN No. is L27104GJ2012PLC072306. The Company's registered office is at C 918 Venus Startum Nr Jhansi ki Ran, Nehrunagar, Azad Society, Ahmedabad, , Gujarat, India, 380015.

KALANA ISPAT LIMITED manufactures & deals in casting, moulding and trading of steel and iron products, and Job work.

Details of KMPs and Directors as on date of Signing of Report:

Sr. No.	Name	Designation	DIN	Appointment date
1	VARGHESE JOSEPH POTTAKERRY	Managing Director	02771578	15/10/2012
2	AFTABHUSEN S KHANDWAWALA	Director	02771726	15/10/2012
3	GURUBAXSING JAMIATSING BAGGA	Director	06391512	15/10/2012
4	PREETI SETHI	Director	10926123	27/08/2025
5	RACHNA SANDEEP LUTHRA	Director	10671201	17/06/2024
6	MANOJ GOPINATHAN PILLAI	Chief Financial Officer	-	17/06/2024
7	MANISHI JAIN	Company Secretary	-	20/01/2024

4. Background information of the asset being valued

Valuation of EQUITY SHARES of the Company.

5. Purpose of valuation and appointing authority:

To determine a price of Equity Shares as per the provisions of Section 62 of Companies Act, 2013 read with rules made thereunder and Regulation 164 and 166A of SEBI (Issue of Capital and Disclosure Requirements) Regulations.

The Company has appointed the Registered Valuer vide engagement dated 19.06.2024.

6. Identity of the valuer and any other experts involved in the valuation:

Bhavin R Patel, Registered Valuer - Securities or Financial Assets vide Registration No. IBBI/RV/05/2019/11668.

7. Disclosure of valuer interest/conflict, if any: Nil

8. Date of appointment, valuation date and date of report:

Ref: BRP/VAL/2025-26/S&F/594



Date of appointment	20.02.2026
Relevant Date	25.02.2026
Date of signing of report	27.02.2026

9. Basis/ bases of value used

This appraisal report relies upon the use of fair market value as the standard of value. For the purposes of this appraisal, fair market value is defined as the expected price at which the subject business would change hands between a willing buyer and a willing seller, neither being under a compulsion to conclude the transaction and both having full knowledge of all the relevant facts.

This is essentially identical to the market value basis as it is defined under the International Valuation Standards. The appraisal was performed under the premise of value in continued use as a going concern business enterprise. In our opinion this premise of value represents the highest and best use of the subject business assets.

10. Valuation Standards

The Report has been prepared in compliance with the **International Valuation Standards**.

11. Valuation Methodology, Approach and Procedures adopted in carrying out the valuation

The standard of value used in the analysis is “Fair Value”, which is often defined as the price, in terms of cash or equivalent, that a buyer could reasonably be expected to pay, and a seller could reasonably be expected to accept, if the business were exposed for sale on the open market for a reasonable period of time, with both buyer and seller being in possession of the pertinent facts and neither being under any compulsion to act.

Valuation of a business is not an exact science and ultimately depends upon what it is worth to a serious investor or buyer who may be prepared to pay substantial goodwill. This exercise may be carried out using various methodologies, the relative emphasis of each often varying with:

- whether the entity is listed on a stock exchange;
- industry to which the Company belongs;
- past track record of the business and the ease with which the growth rate in cash flows to perpetuity can be estimated;
- extent to which industry and comparable company information are available.

The results of this exercise could vary significantly depending upon the basis used, the specific circumstances and professional judgment of the valuer. In respect of going concerns, certain valuation



techniques have evolved over time and are commonly in vogue. These can be broadly categorized as follows:

i. Cost Approach:

The value arrived at under this approach is based on the audited / CA and Management certified financial statements of the business and may be defined as Shareholders' Funds or Net Assets owned by the business. The balance sheet values are adjusted for any contingent liabilities that are likely to materialize.

ii. Market Approach:

The Market Approach can be applied through different methods, namely Market Price Method, Comparable Companies Multiple Method Comparable Transaction Multiple Method and Prior Sale of Business Method, which are discussed in detail in the following paragraphs.

Market Price Method

In this method, a valuer shall consider the traded price observed over a reasonable period while valuing assets which are traded in the active market. A valuer shall also consider the market where the trading volume of asset is the highest when such asset is traded in more than one active market.

A valuer shall use average price of the asset over a reasonable period. The valuer should consider using weighted average or volume weighted average to reduce the impact of volatility or any one time event in the asset.

Comparable Companies Multiple Method

Market Comparable Method involves the identification of comparable companies followed by the derivation of market based multiples. While applying such multiples to the subject company's financial metrics (e.g. revenue or earnings), careful adjustments to account for differences in fundamentals between the comparable companies and the subject must be undertaken.

- A. Theoretically, a comparable company is the one with cash flows, growth potential and risk similar to the company being valued.
- B. Conventionally, looking at the companies within the sector provides a better-matched and similar-profiled set of comparable companies.
- C. Alternatively, in some cases, it is necessary to look across sectors to identify comparable companies.

In practice, one seldom finds exactly similar companies.

The next step is to arrive at a standardized set of ratios for comparison, commonly known as multiples. Multiples are a ratio of the enterprise value/equity value over different financial parameters like Revenue, Earnings before Interest, Tax, Depreciation and Amortization ("EBITDA"), Profit after Tax ("PAT"), Earnings per Share ("EPS"), book value etc., with some being preferred over the others.



For example, EBITDA multiple is preferred over PAT multiple so as to eliminate the effect of differences in depreciation policies and the impact of leveraging.

As comparable companies are not exactly like the company being valued, the multiples derived from such companies cannot be applied sacrosanct, and thus merit various subjective adjustments to account for differences in risk profile, growth rate, etc. For example, a company with higher EBITDA margin should command a better multiple than an average performer or a positive adjustment is required for a company with better growth potential.

In some cases, multiples of non-financial parameters are also used.

For example, it is a common practice to evaluate oil companies using multiples of value per barrel of oil or in case of banking shares using value based on the loan portfolio. Furthermore, while valuing hospitals, valuation practitioners rely on industry specific metrics such as enterprise value/operating hospital bed.

Comparable Companies Transaction Method

A variant of the Comparable Companies Multiple Method, the Comparable Companies Transaction Method uses transaction multiples in place of trading multiples. Transaction multiples, as the name suggests, are the multiples implied in the recent acquisitions/disposals of comparable companies.

This method is especially useful if there are limited comparable companies. Also, it incorporates the market sentiments in a better Market Approach way, as the multiples, unlike trading multiples which are affected by the inefficiencies of the market, are based on an informed negotiation between buyers and sellers.

Various factors should be considered while using transaction multiples. These are nature of transaction - hostile deal, group restructuring, industry trends, negotiation or control premiums that may have been paid, time of transaction - whether at the high or low of industry cycle, consideration share or cash, contingent to future performance, etc.

This method suffers from limitation of data availability, as the requisite information relating to transactions, specially about private companies, is seldom available.

Prior Sale of Business Method

Prior Sale of Business Method, like the Market Transaction Method, makes use of transaction multiples. However, transaction multiples used in this case are the ones implied in the prior transactions involving the subject company itself. For example, an earlier stake sale in business can be used to provide a benchmark valuation of a company, provided the same was between unrelated parties.

Transaction multiples should be adjusted for timings of the transactions and intermediate changes in the stage of business, earnings margin, growth rate, etc.

iii. Income Approach:

Maintainable Profit Method (Discounted Free Cash Flows –“DFCF”)



The DFCF method expresses the present value of the business as a function of its future cash earnings capacity. This methodology works on the premise that the value of a business is measured in terms of future cash flow streams, discounted to the present time at an appropriate discount rate. The value of the firm by estimating the Free Cash Flows to Firm (FCFF) and discounting the same with Weighted Average cost of capital (WACC). The DFCF method using the FCFF, values Company as an overall. This is estimated by forecasting the free cash flows available for the Company (which are derived on the basis of likely future earnings of the companies) and discounting these cash flows to their present value at the WACC. The DFCF methodology is considered to be the most appropriate basis for determining the earning capability of a business. It expresses the value of a business as a function of expected future cash earnings in present value terms.

In the DCF approach, the appraiser estimates the cash flows of any business after all operating expenses, taxes, and necessary investments in working capital and Capex is being met. As this methodology is focused at finding the value of the Firm so the interest charges (post tax) should be added back.

Selection of Valuation Methodology:

We have used multiple methodologies to value the Company, which are in compliance with the various provisions of Regulation 164 and 166A of SEBI (Issue of Capital and Disclosure Requirements) Regulations. All the methodologies are explained in detail in Clause No. 16 of the Report.

12. Major factors that influenced the valuation

Price of equity shares depends on a host of factors like earnings per share, prospects of expansion, future earnings potential, possible issue of bonus or rights shares, etc. Some demand for a particular stock may give pleasure of power as a shareholder or prestige and control on management.

Satisfaction and pleasure in the non-monetary sense cannot be considered in any practical and quantifiable sense. Many psychological and emotional factors influence the demand for a share.

13. Sources of Information

The Analysis is based on a review of the business plan of the Company provided by the Management and information relating to industry as available in the public domain. Specifically, the sources of information include:

- 1. Discussions with the Management.*
- 2. Brief Profile of Company & promoters*
- 3. Data available at NSE*
- 4. In addition to the above, we have also obtained such other information and explanations which were considered relevant for the purpose of the Analysis.*

14. Caveats, limitations and disclaimers

A. Provision of valuation recommendations and considerations of the issues described herein are areas of our regular corporate advisory practice. The services do not represent accounting, assurance, financial



due diligence review, consulting, Issue pricing or domestic/international tax-related services that may otherwise be provided by us.

- B. Our review of the affairs of the Company and their books and account does not constitute an audit in accordance with Auditing Standards. We have relied on explanations and information provided by the Management of the Company and accepted the information provided to us as accurate and complete in all respects. Although, we have reviewed such data for consistency and reasonableness, we have not independently investigated or otherwise verified the data provided. Nothing has come to our attention to indicate that the information provided had material mis-statements or would not afford reasonable grounds upon which to base the Report.
- C. The report is based on the financial projections provided to us by the management of the company and thus the responsibility for forecasts and the assumptions on which they are based is solely that of the Management of the Company and we do not provide any confirmation or assurance on the achievability of these projections. It must be emphasized that profit forecasts necessarily depend upon subjective judgment. Similarly we have relied on data from external sources. These sources are considered to be reliable and therefore, we assume no liability for the accuracy of the data. We have assumed that the business continues normally without any disruptions due to statutory or other external/internal occurrences. The valuation worksheets prepared for the exercise are proprietary to **Bhavin R Patel, Registered Valuer** and cannot be shared. Any clarifications on the workings will be provided on request, prior to finalizing the Report, as per the terms of our engagement.
- D. The scope of our work has been limited both in terms of the areas of the business and operations which we have reviewed and the extent to which we have reviewed them.
- E. The Valuation Analysis contained herein represents the value only on the date that is specifically stated in this Report. This Report is issued on the understanding that the Management of the Company has drawn our attention to all matters of which they are aware, which may have an impact on our Report up to the date of signature. We have no responsibility to update this Report for events and circumstances occurring after the date of this Report.
- F. We have no present or planned future interest in the Company and the fee for this Report is not contingent upon the values reported herein.
- G. Our Valuation Analysis should not be construed as investment advice; specifically, we do not express any opinion on the suitability or otherwise of entering any transaction with the Company.

15. Distribution of report

The Analysis is confidential and has been prepared exclusively for the purpose of Issue of Shares. It should not be used, reproduced or circulated to any other person or for any purpose other than as mentioned above, in whole or in part, without the prior written consent of **Bhavin R Patel, Registered Valuer**. Such

Ref: BRP/VAL/2025-26/S&F/594

Page 11



consent will only be given after full consideration of the circumstances at the time.

16. Opinion of value of the business

The Shares of Company are frequently traded and there is allotment of more than 5%, therefore, the provisions of **Regulation 164 and Regulation 166A** will be attracted on Company.

Regulation 164 (1):

If the equity shares of the issuer have been listed on a recognised stock exchange for a period of **90 trading days** or more as on the relevant date, the price of the equity shares to be allotted pursuant to the preferential issue shall be not less than higher of the following:

- **90 trading days'** volume weighted average price of the related equity shares quoted on the recognised stock exchange preceding the relevant date; or
- the **10 trading days'** volume weighted average prices of the related equity shares quoted on a recognised stock exchange preceding the relevant date.

Provided that if the Articles of Association of the issuer provide for a method of determination which results in a floor price higher than that determined under these regulations, then the same shall be considered as the floor price for equity shares to be allotted pursuant to the preferential issue.

Regulation 164 (2):

If the equity shares of the issuer have been listed on a recognised stock exchange for a period of less than **90 trading days** as on the relevant date, the price of the equity shares to be allotted pursuant to the preferential issue shall be not less than the higher of the following:

- a) the price at which equity shares were issued by the issuer in its initial public offer or the value per share arrived at in a scheme of compromise, arrangement and amalgamation under sections 230 to 234 the Companies Act, 2013, as applicable, pursuant to which the equity shares of the issuer were listed, as the case may be; or
- b) the average of the volume weighted average prices of the related equity shares quoted on the recognised stock exchange during the period the equity shares have been listed preceding the relevant date; or
- c) the average of the 10 trading days' volume weighted average prices of the related equity shares quoted on a recognised stock exchange during the two weeks preceding the relevant date.

Provided that if the Articles of Association of the issuer provide for a method of determination which results in a floor price higher than that determined under these regulations, then the same shall be considered as the floor price for equity shares to be allotted pursuant to the preferential issue.

Regulation 164 (4):

- (a) A preferential issue of specified securities to qualified institutional buyers, not exceeding five in



number, shall be made at a price not less than the 10 trading days' volume weighted average prices of the related equity shares quoted on a recognised stock exchange preceding the relevant date.

Provided that if the Articles of Association of the issuer provide for a method of determination which results in a floor price higher than that determined under these regulations, then the same shall be considered as the floor price for equity shares to be allotted pursuant to the preferential issue:

(b) no allotment shall be made, either directly or indirectly, to any qualified institutional buyer who is a promoter or any person related to the promoters of the issuer:

Provided that a qualified institutional buyer who does not hold any shares in the issuer and who has acquired rights in the capacity of a lender shall not be deemed to be a person related to the promoters.

Explanation. — For the purpose of this clause, a qualified institutional buyer who has any of the following rights shall be deemed to be a person related to the promoters of the issuer:-

(a) rights under a shareholders' agreement or voting agreement entered into with promoters or promoter group; (b) veto rights; or (c) right to appoint any nominee director on the board of the issuer.

Regulation 166A:

166A. (1) Any preferential issue, which may result in a change in control or allotment of more than five per cent. of the post issue fully diluted share capital of the issuer, to an allottee or to allottees acting in concert, shall require a valuation report from an independent registered valuer and consider the same for determining the price: Provided that the floor price, in such cases, shall be higher of the floor price determined under sub-regulation (1), (2) or (4) of regulation 164, as the case may be, or the price determined under the valuation report from the independent registered valuer or the price determined in accordance with the provisions of the Articles of Association of the issuer, if applicable:

Provided further that if any proposed preferential issue is likely to result in a change in control of the issuer, the valuation report from the registered valuer shall also cover guidance on control premium, which shall be computed over and above the price determined in terms of the first proviso:

Provided further that the valuation report from the registered valuer shall be published on the website of the issuer and a reference of the same shall be made in the notice calling the general meeting of shareholders.

(2) Any preferential issue, which may result in a change in control of the issuer, shall only be made pursuant to a reasoned recommendation from a committee of independent directors of the issuer after considering all the aspects relating to the preferential issue including pricing, and the voting pattern of the said committee's meeting shall be disclosed in the notice calling the general meeting of shareholders.

Explanation.—The meeting of the independent directors referred in sub-regulation (2) shall be attended by all the independent directors on the board of the issuer.]


As per Regulation 164 (5) "frequently traded shares" means the shares of the issuer, in which the traded turnover on any recognized stock exchange during the 240 trading days preceding the relevant date, is at least ten per cent of the total number of shares of such class of shares of the issuer. The Traded turnover of




KALANA ISPAT LIMITED on NSE Limited is More than 10 % so the company will come under the category of frequently traded shares.

Shares of Company are listed for a period more than 90 days and allotment of more than five percent of the post issue fully diluted share capital of the issuer, to an allottee or to allottees acting in concert, therefore, the provisions of Regulation 164(1) and Regulation 166A will be applicable on the Company. Further, the highest trading volume during the 90 trading days has been recorded on NSE. Therefore, the for the purpose of price calculation NSE has been considered. Hence the value as per Regulation 164(1) is as follow::

S.No.	DATE	No.of Shares	Turnover
1	24-Feb-26	12000	186200
2	23-Feb-26	4000	63,600.00
3	20-Feb-26	8000	1,27,400.00
4	19-Feb-26	8000	1,27,800.00
5	18-Feb-26	10000	1,59,000.00
6	17-Feb-26	12000	1,93,300.00
7	16-Feb-26	10000	1,60,000.00
8	13-Feb-26	50000	8,06,800.00
9	12-Feb-26	72000	12,24,600.00
10	11-Feb-26	16000	2,80,400.00
11	10-Feb-26	58000	10,04,900.00
12	09-Feb-26	32000	5,82,800.00
13	06-Feb-26	0	0
14	05-Feb-26	52000	9,79,700.00
15	04-Feb-26	8000	1,58,100.00
16	03-Feb-26	8000	1,58,400.00
17	02-Feb-26	4000	79,800.00
18	01-Feb-26	4000	78,300.00
19	30-Jan-26	8000	1,52,600.00
20	29-Jan-26	10000	1,96,700.00
21	28-Jan-25	0	0
22	27-Jan-25	0	0
23	23-Jan-26	2000	41,100.00
24	22-Jan-26	14000	2,88,500.00
25	21-Jan-26	10000	1,97,600.00
26	20-Jan-26	4000	81,400.00
27	19-Jan-26	4000	82,200.00
28	16-Jan-26	2000	42,000.00
29	14-Jan-26	12000	2,56,900.00
30	13-Jan-26	6000	1,22,600.00
31	12-Jan-26	18000	3,63,800.00
32	09-Jan-26	122000	24,62,900.00
33	08-Jan-26	10000	2,26,200.00
34	07-Jan-26	8000	1,82,700.00
35	06-Jan-26	4000	94,900.00
36	05-Jan-26	4000	93,000.00



37	02-Jan-26	2000	47,000.00
38	01-Jan-26	44000	10,12,600.00
39	31-Dec-25	12000	2,79,700.00
40	30-Dec-25	2000	47,000.00
41	29-Dec-25	6000	1,41,400.00
42	26-Dec-25	60000	14,01,100.00
43	24-Dec-25	14000	3,43,300.00
44	23-Dec-25	12000	2,94,200.00
45	22-Dec-25	12000	2,97,400.00
46	19-Dec-25	12000	2,99,800.00
47	18-Dec-25	0	0
48	17-Dec-25	24000	5,98,400.00
49	16-Dec-25	8000	2,00,000.00
50	15-Dec-25	14000	3,41,100.00
51	12-Dec-25	0	0
52	11-Dec-25	20000	5,02,400.00
53	10-Dec-25	2000	50,400.00
54	09-Dec-25	2000	48,100.00
55	08-Dec-25	10000	2,44,600.00
56	05-Dec-25	4000	1,00,900.00
57	04-Dec-25	4000	99,200.00
58	03-Dec-25	6000	1,49,200.00
59	02-Dec-25	10000	2,57,000.00
60	01-Dec-25	14000	3,60,700.00
61	28-Nov-25	12000	3,00,800.00
62	27-Nov-25	6000	1,58,600.00
63	26-Nov-25	24000	6,15,000.00
64	25-Nov-25	10000	2,59,800.00
65	24-Nov-25	26000	6,60,700.00
66	21-Nov-25	2000	50,200.00
67	20-Nov-25	4000	1,00,100.00
68	19-Nov-25	52000	13,16,300.00
69	18-Nov-25	4000	1,10,900.00
70	17-Nov-25	4000	1,08,000.00
71	14-Nov-25	6000	1,55,100.00
72	13-Nov-25	4000	1,01,500.00
73	12-Nov-25	6000	1,58,500.00
74	11-Nov-25	28000	7,15,100.00
75	10-Nov-25	42000	11,08,600.00
76	07-Nov-25	2000	56,000.00
77	06-Nov-25	2000	56,000.00
78	04-Nov-25	30000	8,58,800.00
79	03-Nov-25	0	0
80	31-Oct-25	24000	6,88,200.00
81	30-Oct-25	0	0
82	29-Oct-25	4000	1,15,600.00
83	28-Oct-25	2000	57,800.00
84	27-Oct-25	14000	4,07,500.00
85	24-Oct-25	6000	1,79,000.00



86	23-Oct-25	2000	62,800.00
87	21-Oct-25	2000	60,000.00
88	20-Oct-25	2000	61,000.00
89	17-Oct-25	24000	6,75,200.00
90	16-Oct-25	24000	7,16,500.00
Total		1268000	28286300
Volume Weighted Average Price 90 Days			22.31


S.No.	DATE	No.of Shares	Turnover
1	24-Feb-26	12000	186200
2	23-Feb-26	4000	63,600.00
3	20-Feb-26	8000	1,27,400.00
4	19-Feb-26	8000	1,27,800.00
5	18-Feb-26	10000	1,59,000.00
6	17-Feb-26	12000	1,93,300.00
7	16-Feb-26	10000	1,60,000.00
8	13-Feb-26	50000	8,06,800.00
9	12-Feb-26	72000	12,24,600.00
10	11-Feb-26	16000	2,80,400.00
Total		202000	3329100
Volume Weighted Average Price 10 Days			16.48

Value Per Share as per Regulation 164(1)		Value
Methods:		
90 days VWAP		22.31
10 days VWAP		16.48
Value per Equity Share as per Regulation 164(1) (Higher of above)		22.31

Valuation as per Income Approach

Method Used: Income Capitalisation Method

KALANA ISPAT LIMITED			
Income Capitalization Method			
For the year ending on:	Weights	PAT (In Lakhs)	Products
Tuesday, 30 September, 2025	3	0.85	2.55
Monday, 31 March, 2025	2	121.14	242.28
Sunday, 31 March, 2024	1	235.26	235.26
Average Profit after tax (PAT)		159.18	
(Ke-G)		8%	
Equity Value		2042.6	
No of Equity Shares		13039185	
Equity Value Per Share		15.66	




Valuation as per Cost Approach

Method Used: Net Asset Value Method

KALANA ISPAT LIMITED	
Net Asset Valuation	
Particulars in INR (in Lakhs)	
As on date --->	30-09-25
Assets	4,798.3
<u>Current Assets</u>	<u>2,507.6</u>
Inventories	305.41
Trade receivables	44.12
Cash & Cash Equivalents	1,304.01
Short Term Loans & Advances	291.25
Other Current Assets	562.79
<u>Non-Current Assets</u>	<u>2,290.8</u>
Plant Property & Equipment	440.64
Capital Work-In-Progress	1,176.62
Long Term Loans & Advances	673.49
Liabilities	494.5
<u>Current Liabilities</u>	<u>420.2</u>
Short Term Borrowings	222.14
Trade Payables	91.64
Other Current Liabilities	17.84
Short Term Provisions	88.60
<u>Non-Current Liabilities</u>	<u>74.3</u>
Long Term Provisions	6.90
Long Term Borrowings	33.17
Deffered Tax Liabilities (Net)	34.25
Net Asset Valuation	4,303.8
Number of Shares	13,039,185.0
Price Per Share	33.01

KALANA ISPAT LIMITED			
Approach	Methods	Value per share	Weights
Income Approach	PECV	15.66	1%
Asset Approach	NAV	33.01	1%
Market Approach	VWAP	22.31	98%
Relative Value Per Share		22.35	
<i>Minimum value as per Regulation 164(1)</i>		22.31	



Sr. No	Particulars	Price
1	Fair Value Per Share on basis of weighted average	22.35
2	Value per Share as per Regulation 164(1) of SEBI (ICD) Regulation	22.31
Final Value per Share		22.35

We trust the above meets your requirements. Please feel free to contact us in case you require any additional information or clarifications.

Yours faithfully



Bhavin R Patel
Registered Valuer - Securities or Financial Assets
Registration No. IBBI/RV/05/2019/11668

